

# NATIONAL FINDINGS ON HEALTH CENTERS' RESPONSE TO COVID-19

As of December 17, 2021

## Health Centers' Vaccine Events Past 2 Weeks:

The Health Resources and Services Administration is surveying health centers bi-weekly to track their COVID-19 response. 79% (1,081) of health centers responded this fielding. To date, almost **16 million** health center patients have been tested for COVID-19 and almost **19 million** vaccines have been administered.



mobile van events



pop-up clinic events



school-based sites

## Past two week's COVID-19 vaccinations:

**157,045** Vaccinations were initiated

**81%**

of vaccinations initiated were racial and/or ethnic minority patients



**154,193**

**78%**

Vaccinations were completed

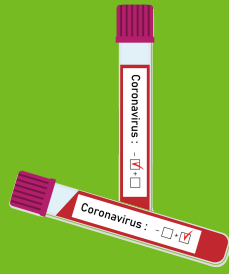
of vaccinations completed were racial and/or ethnic minority patients

Total vaccinations since January 2021<sup>1</sup>

**17,977,958**

Past two weeks of COVID-19 virus detection

**391,312** Patients were tested  
 59% of patients tested were racial and/or ethnic minorities



**40,098** Patients tested positive  
 53% of patients tested positive were racial and/or ethnic minorities

SINCE APRIL 3RD, 2020:  
 Total patients tested

**13,772,235**



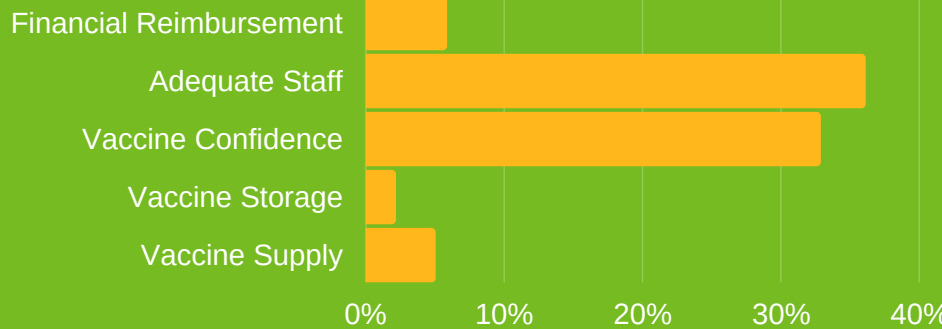
Total patients testing positive

**1,647,860**

## Health Centers Continue to Have Issues with Test Result Turnaround Time and Administering the Vaccine

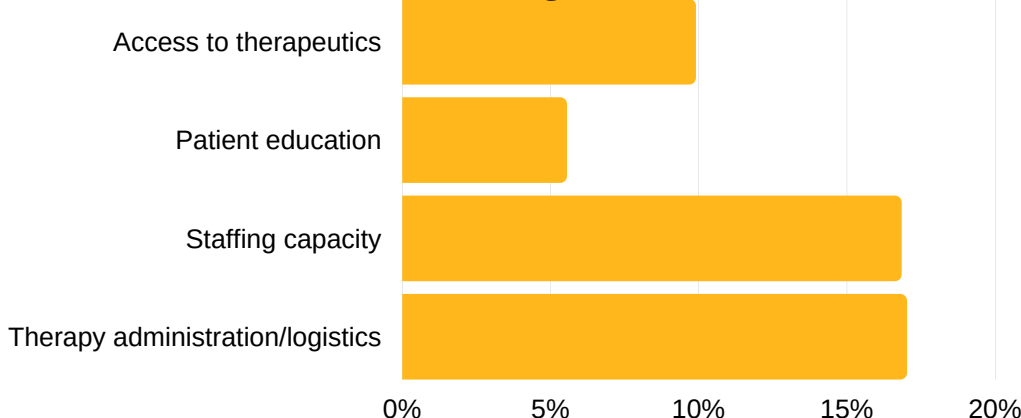
**50%** of Health Centers Report COVID-19 Test Results Have a Turnaround Time of **less than 24 hours**

% of Health Centers That Have These Challenges with Vaccine Deployment:



## Health Centers and Monoclonal Antibody Therapy in the Past Week

% of Health Centers Experiencing Challenges with Providing Access:



**62%** of health centers provided access to Monoclonal Antibody therapies

**2,310** doses of Monoclonal Antibodies administered

Source and Notes: Data presented in this fact sheet come from the Bureau of Primary Health Care, Health Resources and Services Administration, Health Center COVID-19 Survey. Survey data are preliminary and do not reflect all health centers. Some duplication of patients tested from week to week may occur. For more information, please visit <https://bphc.hrsa.gov/emergency-response/coronavirus-healthcenter-data>.

1.Total reported refers to the number of respondents for COVID-19 testing since the survey period starting on April 3, 2020 and the number of respondents vaccinated since January 8 2021.

For more information, email [research@nachc.org](mailto:research@nachc.org) or visit [www.nachc.org/coronavirus](http://www.nachc.org/coronavirus).