



# Value Transformation Framework Assessment Instructions For PCAs & HCCNs

## Welcome to the Value Transformation Framework (VTF) Assessment!

The PCA and HCCN Staff Assessment was created for state/regional/national staff to reflect on their personal progress in 15 change areas for transformation and 2 coaching skills. It is intended to be completed individually to gain insights and potential areas for improvement.

PCA/HCCN staff can also view their members health center scores, averaged by year, and overall progress, for health centers that elect to share. This portal can help you get started in implementing the VTF in your PCA/HCCN and in your member health centers. This document outlines the steps to get started in your transformation journey. Existing users, please go to **page 3**.

### Step 1: Getting Started

Go to: [reglantern.com/vtf](https://reglantern.com/vtf)

If you have trouble accessing the platform, or at any time during the process email the Quality Center at:

[qualitycenter@nachc.org](mailto:qualitycenter@nachc.org)



### Step 2: Sign Up with RegLantern

To access the assessment, you will need to register with RegLantern by providing an email and password. Then click the blue "sign up" button at the bottom.

If you are an existing user, go to **Step 4**.

#### Sign In

Sign in

Email

Password

**SIGN IN**

RESET PASSWORD

Don't have an account? [Sign up](#)

#### Sign Up

Sign up

First Name  Last Name

Email

Password

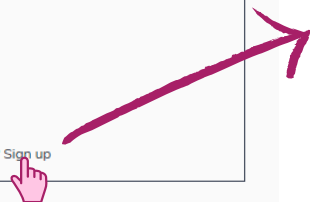
Minimum length is 6 characters

By clicking sign up, you agree with RegLantern's [License Agreement](#).

Subscribe to RegLantern email updates and notifications.

**SIGN UP**

Already have an account? [Sign in](#)




# Value Transformation Framework Assessment Instructions

## Step 3: Verify your Email

Check the email that you used to register the account to verify your email.

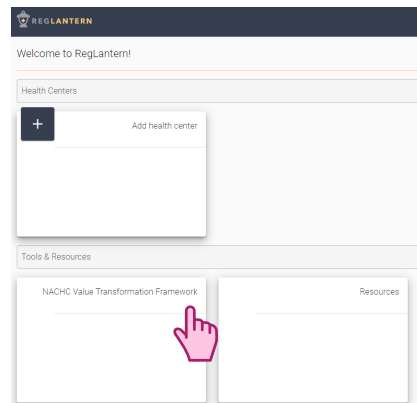
*Be sure to also check your junk and spam folder for the email from Reglantern.*

**Click the "Verify Email" button.**



## Step 4: Access the Value Transformation Assessment

Click "NACHC Value Transformation Framework" under Tools & Resources.

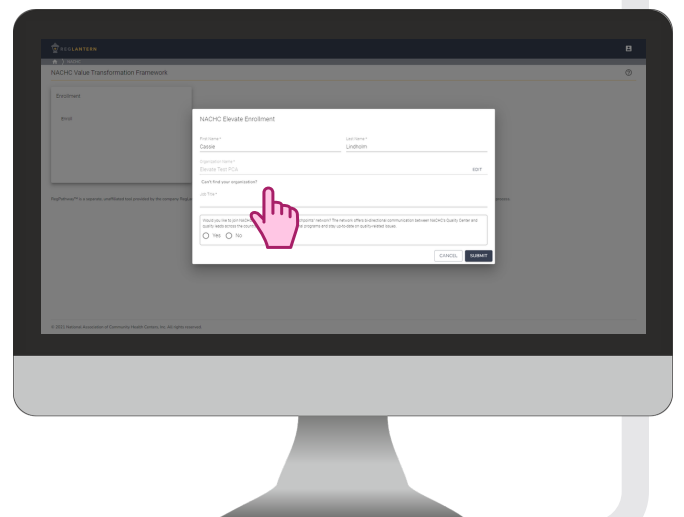


## Step 5: Enroll your Organization

Select "Enroll" on the NACHC Value Transformation Framework page to open a pop-up where you can select your organization.

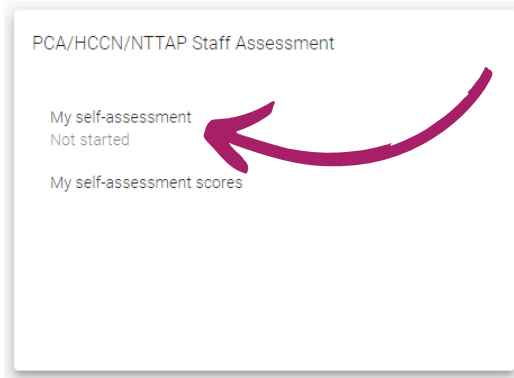
In the field labeled 'Organization Name', your organization name will automatically populate as you start to type. If you cannot find your organization, select "Can't find your organization". A prompt will open, allowing you to add your organization name. Once added, you will need to wait for RegLantern Support to confirm that you are now enrolled with your organization.

**PLEASE USE YOUR HRSA APPROVED NAME.  
DO NOT USE ABBREVIATIONS OR ACRONYMS.**



# Value Transformation Framework Assessment Instructions

## Step 6: Complete your assessment!

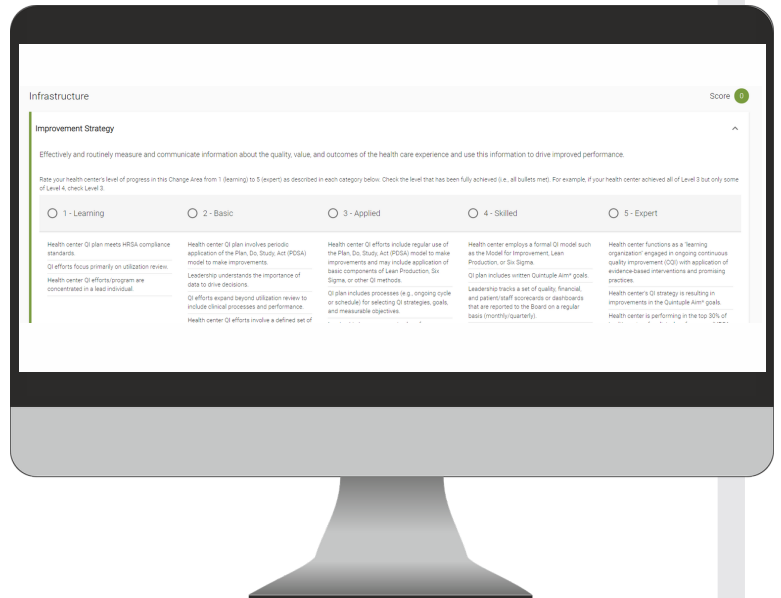


### 1) Click on 'My self-assessment'



## 2) Take the Assessment

Click each of the 15 change areas and 2 coaching skills and choose the level that best reflects your personal capabilities. Only mark a number if you have fully met all listed criteria for that level.



For example, if you have met all the criteria in Levels 1, 2, and 3 and some criteria in Levels 4 and 5, select Level 3. Once a score is marked, click the next change area to proceed.

## 3) Submit the Assessment

After scoring all 17 items, click **"Submit to NACHC"** at the bottom of the page. Your scores are kept confidential and intended to guide professional development.

*Over the course of your participation in Elevate, you can go back to your scores and adjust as necessary. Just make sure you click the "Submit to NACHC" button to save any changes!*



**SUBMIT TO NACHC**

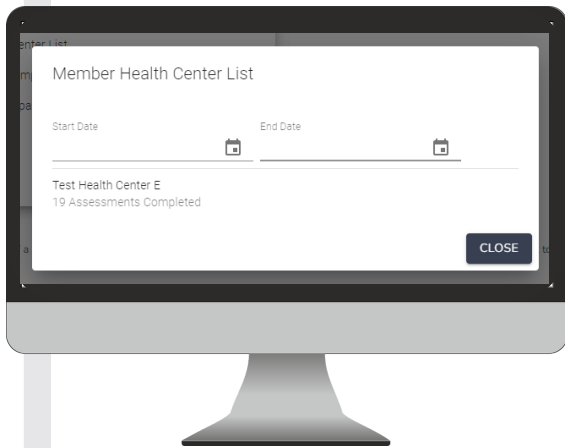
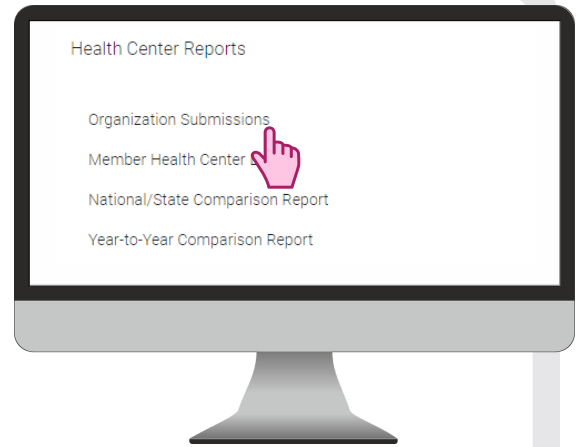
# Value Transformation Framework Assessment Instructions

## Step 7: View Health Center Reports

To view health center assessment scores that have been shared with your PCA or HCCN, click on 1 of the 4 options under health center reports:

### 1) Organization Submissions

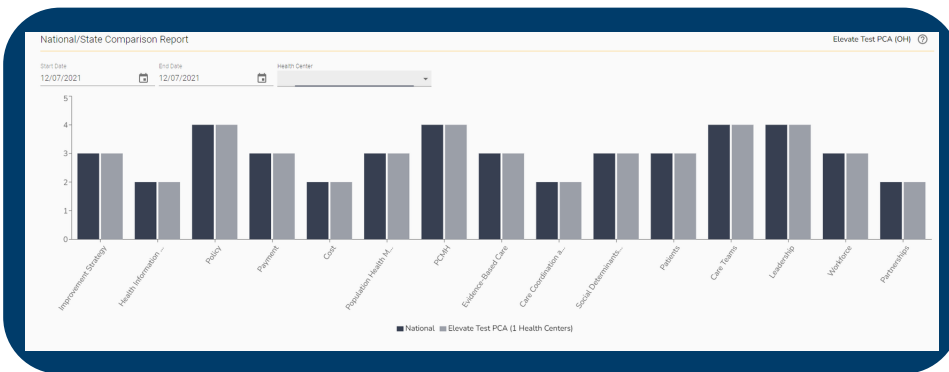
Click for a CSV download of all completed Organization Assessment submissions.



### 2) Member Health Center List

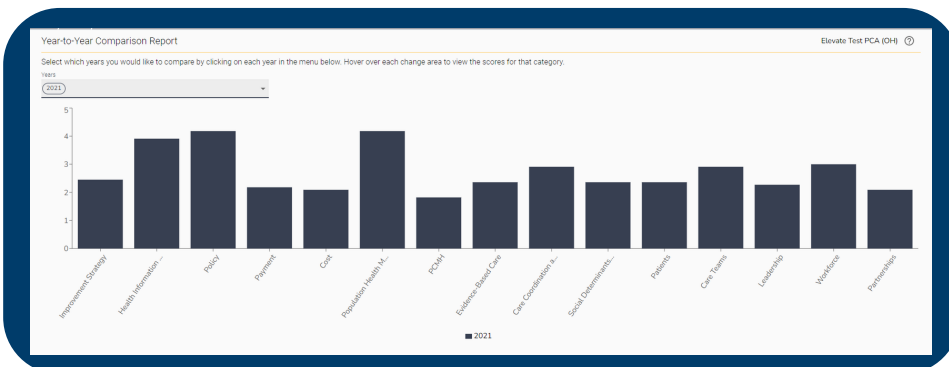
Click to see which health centers have shared their assessments with your organization and to see how many have been completed.

### 3) National/State Comparison Report



Click for a report of your health centers' scores in each change area compared to the national average.

### 4) Year-to-year Comparison Report



Click for a report of your health centers' scores in each change area over time.