



# POPULATION HEALTH MANAGEMENT

MODELS OF CARE




## WHAT?

The design of unique models of care for subgroups of the population identified through risk stratification.

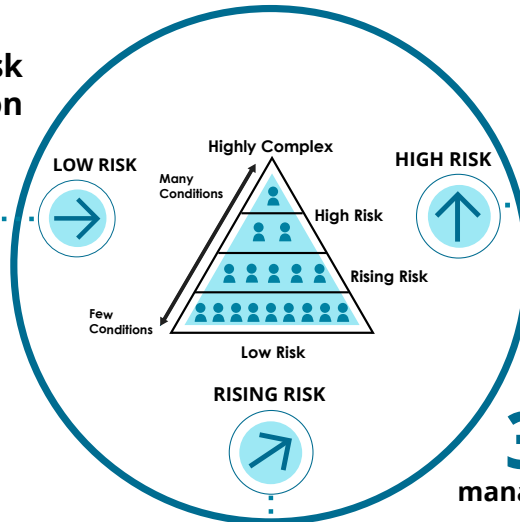
## WHY?

Designing models of care based on risk allows patients to be paired with more appropriate clinical care and services.


## ACTION STEPS



**1** Complete risk stratification



**2** Identify a care manager



**3** Build a care management model



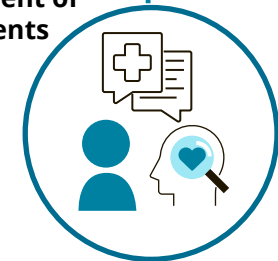
**2** Design new interventions that serve low-risk individuals who are healthy



**2** Fully deploy the PCMH model



**4** Begin enrollment of high-risk patients into care management



**3** Deploy new care interventions



**5**

Create a list of community partnerships and referral processes with them to support patient needs



**3** Create ways to retain and satisfy low-risk patients



● Infrastructure   ● Care Delivery   ● People