

NATIONAL FINDINGS ON HEALTH CENTERS' RESPONSE TO COVID-19

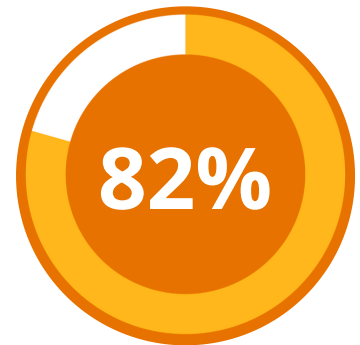
As of February 5, 2021

The Health Resources and Services Administration is surveying health centers weekly to track their COVID-19 response. 62% (855) of health centers responded this week. To date, almost **9 million** health center patients have been tested for COVID-19, **13%** have tested positive and **93,624** vaccines have been completed.

Health Centers are Meeting Testing Needs in Their Communities



have the ability to test



have walk-up or drive-up testing

This week's COVID-19 vaccinations:

212,733 Vaccinations were initiated

48%

of vaccinations initiated were racial and/or ethnic minority patients



64,302 Vaccinations were completed

41%

of vaccinations completed were racial and/or ethnic minority patients

SINCE JANUARY 1:

Total vaccinations initiated ¹

655,098

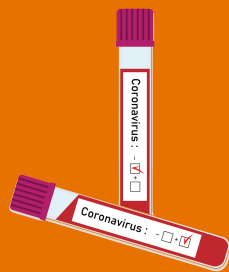


Total vaccinations completed

93,624

This Week for COVID-19 Virus Detection

181,734 Patients were tested
 49% of patients tested were racial and/or ethnic minorities



21,228 Patients tested positive
 54% of patients tested positive were racial and/or ethnic minorities

SINCE APRIL 3RD:
 Total patients tested

8,936,796



Total patients testing positive

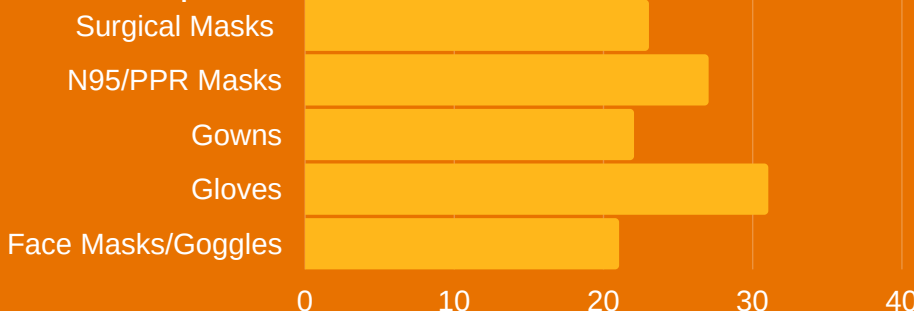
1,170,700

Health Centers Continue to Have Issues with Test Result Turnaround Time and PPE Access

67%

of Health Centers Report COVID-19 Test Results Have a Turnaround Time of 2 or More Days

% of health centers that do not have adequate PPE items for the next month



Ongoing Health Center Operations and COVID-19 Challenges for This Week:

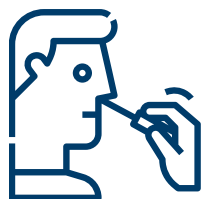


94% of health centers conducted visits virtually

432 health center sites temporarily closed due to COVID-19²

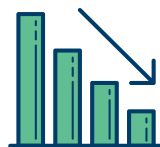


3% of health center staff are unable to report to work due to COVID-19



612 staff tested positive³

Health center visit rates remain below normal at **85%**⁴



35,911 staff completed COVID-19 vaccinations



Source and Notes: Data presented in this fact sheet come from the Bureau of Primary Health Care, Health Resources and Services Administration, Health Center COVID-19 Survey collected on February 5, 2021. 62% (855) of federally-funded health centers responded. Survey data are preliminary and do not reflect all health centers. Some duplication of patients tested from week to week may occur. For more information, please visit <https://bphc.hrsa.gov/emergency-response/coronavirus-healthcenter-data>.

1. Total reported refers to the number of respondents for COVID-19 testing since the survey period starting on April 3, 2020.
 2. Due to staff exposure, school closure, site/service closure, and other reasons.
 3. Represents the number that tested positive for COVID-19 virus detection.
 4. Visits refers to all visits regardless of service type (e.g. medical, dental, behavioral health, etc.), including virtual visits; visits the week prior to April 10 were 47% of pre-COVID normal rates.

For more information, email research@nachc.org or visit www.nachc.org/coronavirus.