

NATIONAL FINDINGS ON HEALTH CENTERS' RESPONSE TO COVID-19

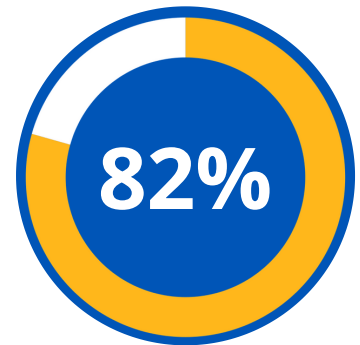
As of February 12, 2021

Health Centers are Meeting Testing Needs in Their Communities

The Health Resources and Services Administration is surveying health centers weekly to track their COVID-19 response. 56% (773) of health centers responded this week. To date, over **9 million** health center patients have been tested for COVID-19, **13%** have tested positive and almost **200,000** vaccines have been completed.



have the ability to test



have walk-up or drive-up testing

This week's COVID-19 vaccinations:

211,309 Vaccinations were initiated

49%

of vaccinations initiated were racial and/or ethnic minority patients



103,057 Vaccinations were completed

37%

of vaccinations completed were racial and/or ethnic minority patients

SINCE JANUARY 1:

Total vaccinations initiated ¹

866,497

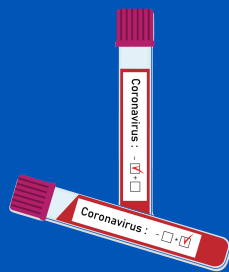


Total vaccinations completed

196,681

This Week for COVID-19 Virus Detection

140,278 Patients were tested
 49% of patients tested were racial and/or ethnic minorities



15,641 Patients tested positive
 55% of patients tested positive were racial and/or ethnic minorities

SINCE APRIL 3RD:
 Total patients tested

9,077,074



Total patients testing positive

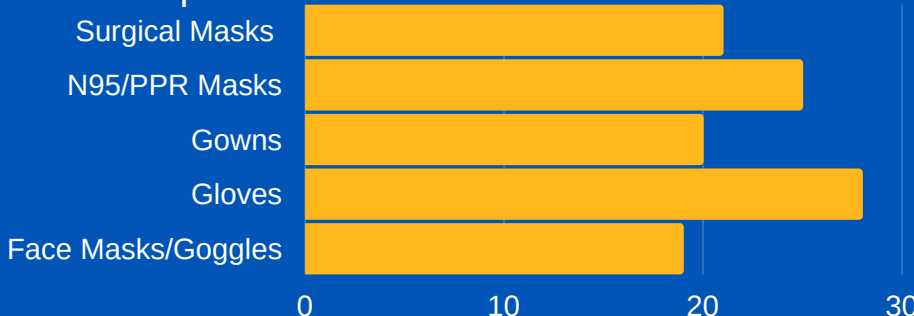
1,836,341

Health Centers Continue to Have Issues with Test Result Turnaround Time and PPE Access

65%

of Health Centers Report COVID-19 Test Results Have a Turnaround Time of **2 or More Days**

% of health centers that do not have adequate PPE items for **the next month**



Ongoing Health Center Operations and COVID-19 Challenges for This Week:



94% of health centers conducted visits virtually

427 health center sites temporarily closed due to COVID-19²

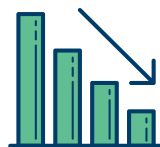


3% of health center staff are unable to report to work due to COVID-19



357 staff tested positive³

Health center visit rates remain below normal at **85%**⁴



23,967 staff completed COVID-19 vaccinations



Source and Notes: Data presented in this fact sheet come from the Bureau of Primary Health Care, Health Resources and Services Administration, Health Center COVID-19 Survey collected on February 12, 2021. 56% (773) of federally-funded health centers responded. Survey data are preliminary and do not reflect all health centers. Some duplication of patients tested from week to week may occur. For more information, please visit <https://bphc.hrsa.gov/emergency-response/coronavirus-healthcenter-data>.

1. Total reported refers to the number of respondents for COVID-19 testing since the survey period starting on April 3, 2020.

2. Due to staff exposure, school closure, site/service closure, and other reasons.

3. Represents the number that tested positive for COVID-19 virus detection.

4. Visits refers to all visits regardless of service type (e.g. medical, dental, behavioral health, etc.), including virtual visits; visits the week prior to April 10 were 47% of pre-COVID normal rates.

For more information, email research@nachc.org or visit www.nachc.org/coronavirus.