

NATIONAL FINDINGS ON HEALTH CENTERS' RESPONSE TO COVID-19

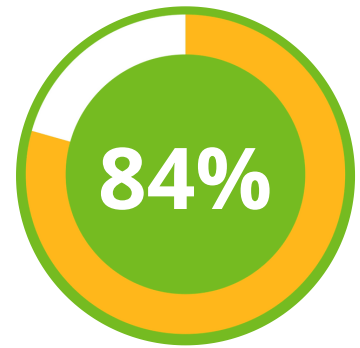
As of December 11, 2020

The Health Resources and Services Administration is surveying health centers weekly to track their COVID-19 response. 68% (940) of health centers responded this week. Since April 3rd, **7 million** health center patients have been tested for COVID-19 and **12%** have tested positive.

Health Centers are Meeting Testing Needs in Their Communities



have the ability to test



have walk-up or drive-up testing

This week:

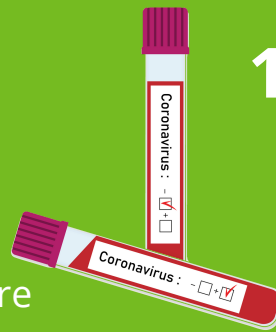
For Virus Detection

341,149 Patients were tested

53,349 Patients tested positive

45% of patients tested were racial and/or ethnic minorities

52% of patients tested positive were racial and/or ethnic minorities



For Antibody Detection

12,804 Patients were tested

3,070 Patients tested positive

52% of patients tested were racial and/or ethnic minorities

46% of patients tested positive were racial and/or ethnic minorities

SINCE APRIL 3RD:¹

Total patients tested

6,974,859




Total patients testing positive

866,904

Health Centers Continue to Have Issues with Test Result Turnaround Time and PPE Access

79%

of Health Centers Report COVID-19 Test Results Have a Turnaround Time of **2 or More Days**



% of health centers that do not have adequate personal protective equipment (PPE) items for **the next month**



COVID-19 Challenges to Health Center Operations and Budgets. This Week:

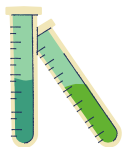


95% of health centers conducted visits virtually

670 health center sites temporarily closed due to COVID-19

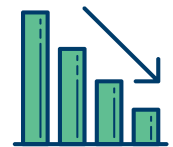


6% of health center staff are unable to report to work due to COVID-19



1,914 staff tested positive³

Health center visit rates remain below normal at **85%**⁴



Health Centers are also providing needed flu vaccines during the pandemic. This week:

203,487 flu vaccinations were administered



74% of patients vaccinated were racial and/or ethnic minorities

Source and Notes: Data presented in this fact sheet come from the Bureau of Primary Health Care, Health Resources and Services Administration, Health Center COVID-19 Survey collected on December 11, 2020. 68% (940) of federally-funded health centers responded. Survey data are preliminary and do not reflect all health centers. Some duplication of patients tested from week to week may occur. For more information, please visit <https://bphc.hrsa.gov/emergency-response/coronavirus-healthcenter-data>.

1. Total reported refers to the number of respondents for COVID-19 testing since the survey period starting on April 3, 2020.

2. Due to staff exposure, school closure, site/service closure, and other reasons.

3. Represents the number that tested positive for COVID-19 virus detection.

4. Visits refers to all visits regardless of service type (e.g. medical, dental, behavioral health, etc.), including virtual visits; visits the week prior to April 10 were 47% of pre-COVID normal rates.

For more information, email research@nachc.org or visit www.nachc.org/coronavirus.