

NATIONAL FINDINGS ON HEALTH CENTERS' RESPONSE TO COVID-19

As of September 18, 2020

The Health Resources and Services Administration is surveying health centers weekly to track their COVID-19 response. 71% (973) of health centers responded this week. Since April 3rd, over **4 million** health center patients have been tested for COVID-19 and **12%** have tested positive.

Health Centers are Meeting Testing Needs in Their Communities



have the ability to test



have walk-up or drive-up testing

This week:

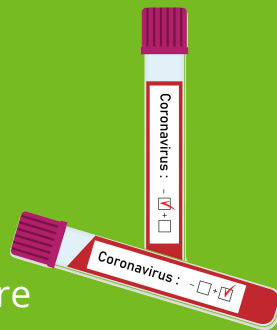
For Virus Detection

139,519 Patients were tested

13,621 Patients tested positive

48% of patients tested were racial and/or ethnic minorities

61% of patients tested positive were racial and/or ethnic minorities



For Antibody Detection

9,572 Patients were tested

1,986 Patients tested positive

54% of patients tested were racial and/or ethnic minorities

50% of patients tested positive were racial and/or ethnic minorities

SINCE APRIL 3RD:¹

Total patients tested

4,029,311



Total patients testing positive

478,126

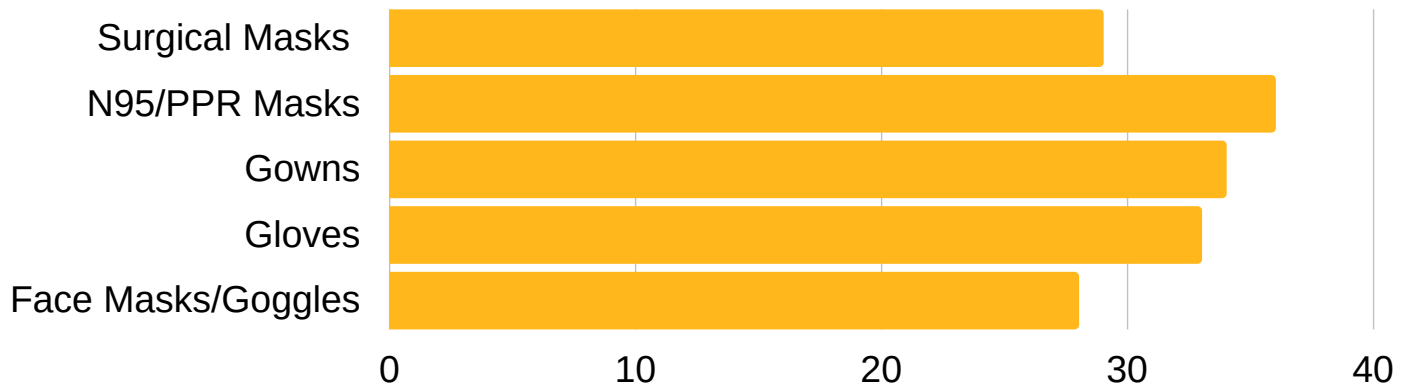
Turnaround Time for COVID-19 Test Results

% of health centers that experienced the following turnaround times for their patients' results



Health Centers Continue to Have Issues with PPE Access

*% of health centers that do not have adequate personal protective equipment (PPE) items for **the next month***



COVID-19 Challenges to Health Center Operations and Budgets. This Week:

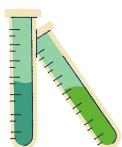


95% of health centers conducted visits virtually

821 health center sites temporarily closed due to COVID-19²

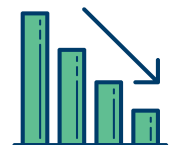


4% of health center staff are unable to report to work due to COVID-19



402 staff tested positive³

Health center visit rates remain below normal at **81%**⁴



Source and Notes: Data presented in this fact sheet come from the Bureau of Primary Health Care, Health Resources and Services Administration, Health Center COVID-19 Survey collected on September 18, 2020. 71% (973) of federally-funded health centers responded. Survey data are preliminary and do not reflect all health centers. Some duplication of patients tested from week to week may occur. For more information, please visit <https://bphc.hrsa.gov/emergency-response/coronavirus-healthcenter-data>.

1. Total reported refers to the number of respondents for COVID-19 testing since the survey period starting on April 3, 2020.

2. Due to staff exposure, school closure, site/service closure, and other reasons.

3. Represents the number that tested positive for COVID-19 virus detection.

4. Visits refers to all visits regardless of service type (e.g. medical, dental, behavioral health, etc.), including virtual visits; visits the week prior to April 10 were 47% of pre-COVID normal rates.

For more information, email research@nachc.org or visit www.nachc.org/coronavirus.