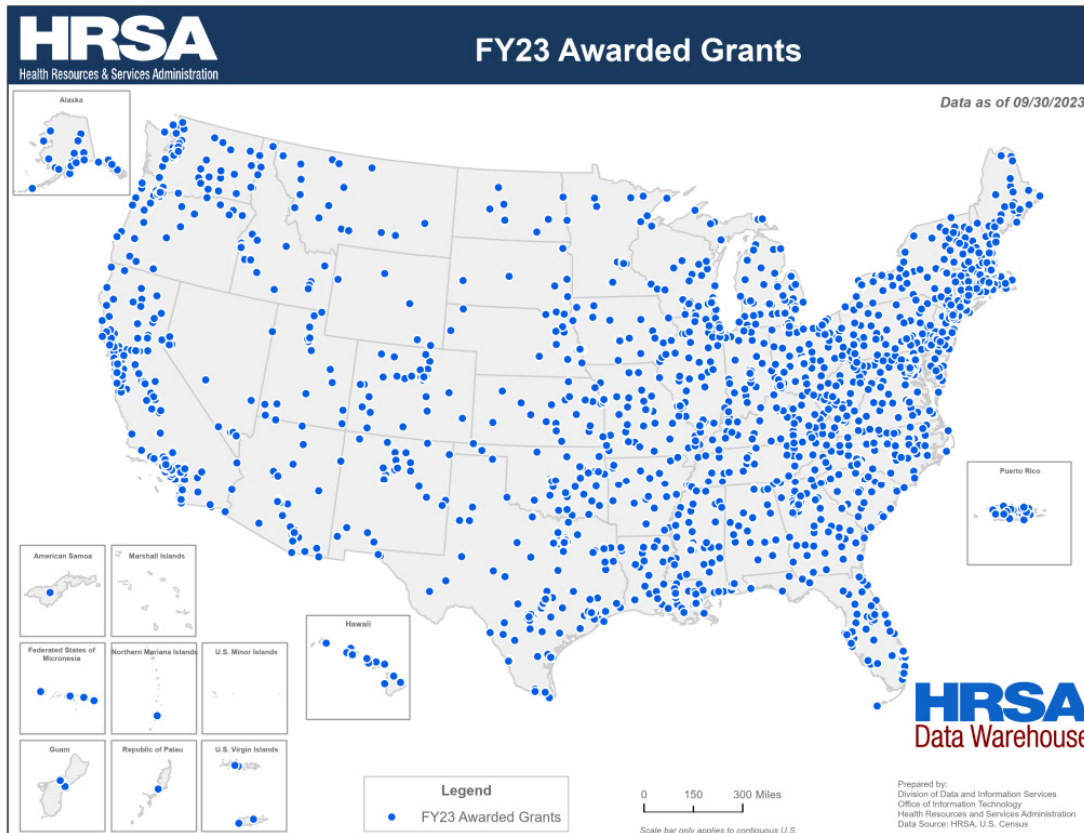




1 IN 5 RURAL RESIDENTS RELY ON CHCS

Community Health Centers Serving Rural America

Community Health Centers (CHCs) serve as the primary care home for nearly **10 million rural patients (1 in 5 rural residents)** at **6.5K locations** across the country (**41% of all CHCs serve rural communities**).



CHCs are a critical source of comprehensive, high quality, cost-effective, integrated primary care for rural populations. Rural communities face significant health access challenges, such as provider shortages, greater travel distances to care, and higher rates of chronic disease.¹ Rural CHCs serve mountain, island, tribal, and frontier communities and are also major economic engines, generating at least **130K rural health center jobs** and sustaining local economies through **\$13.3 billion** in spending. Rural CHCs deliver high quality primary care to patients and reduce overall US healthcare costs. **Rural CHCs** also:

- Offer virtual care with more than **3.3 million telehealth** visits.
- Provide care to **215K veterans, 235K patients** experiencing homelessness, and **2.6 million children and 1.6 million elderly patients**.



RURAL HEALTH CENTERS, 2023

Rural Health Centers

# of Organizations	595
# of Delivery Sites	6,397
% of Health Centers w/ Providers Authorized to Prescribe Medications for Opioid Use Disorder (MOUD)	72%
% of Health Centers Utilizing Telemedicine	97%

Rural Health Center Patients

Elderly (65+)	1,615,592
Children Served (<18)	2,646,209
Homeless Patients Served	233,061
Veterans Served	212,578
Growth in Patients since 2018	1.2%
% at or Below 100% Poverty	56%
% at or Below 200% Poverty	84%
% Racial/Ethnic Minority	40%
% Uninsured	15%
% Medicaid	40%
% Medicare	16%
% Private	29%
Total Patients	9,965,462

Rural Health Center Staff Provide a Comprehensive Range of Services

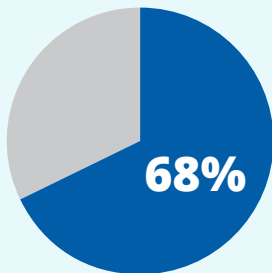
	FTEs
Physicians	3,984
NPs/PAs/CNMs	6,554
Nurses	8,986
Dental	6,867
Pharmacy	3,174
Behavioral Health	11,625
Enabling Services	42,893
Vision Services	314
Total Staff	129,143

	Patient Visits
Total Visits	40,276,775
Total Virtual Visits	3,315,225

CHRONIC DISEASE MANAGEMENT IN RURAL HEALTH CENTERS

Diabetes

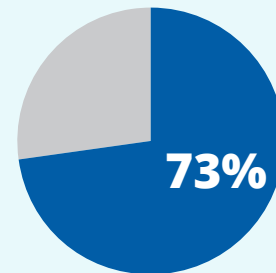
- Over **1 million** individuals with diabetes had over **3.3 million visits** at rural CHCs



- 68% of individuals aged 18 to 74 with diabetes, served at rural health centers, have controlled blood sugar levels.

Hypertension

- Over **2 million** individuals with hypertension had over **5.3 million visits** at rural CHCs



- 73% of individuals aged 18 to 84 with hypertension, served at rural CHCs, have controlled blood pressure.

¹ NIHCM Foundation, Rural Health: Addressing Barriers to Care. Rural Health: Addressing Barriers to Care . Published October 25, 2023.
Sources: 2023 Uniform Data System, BPHC, HRSA, DHHS.
Sources: 2023 UDS, HRSA, National unmet needs from <https://bphc.hrsa.gov/funding/health-center-service-area-needs>