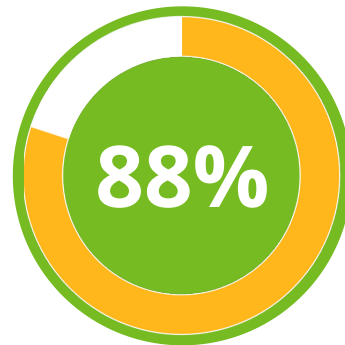


NATIONAL FINDINGS ON HEALTH CENTERS' RESPONSE TO COVID-19

As of May 1, 2020

The Health Resources and Services Administration is surveying health centers weekly to track their COVID-19 response and their patient and staff impacts. 70% (966) of health centers responded this week. Their results present a snapshot of an unprecedented and evolving situation.

Health Centers are Rapidly Adapting to Meet Testing Needs in Their Communities



have the ability to test



have walk-up or drive-up testing

Total Reported as of May 1, 2020¹

Increases since last week

356,517 → 101,401

Patients have been tested

61,472 → 19,956

Patients have tested positive

3,976 → 509

Staff have tested positive



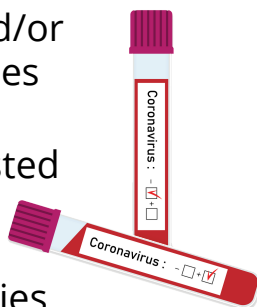
In the past week:

59%

of patients tested were racial and/or ethnic minorities

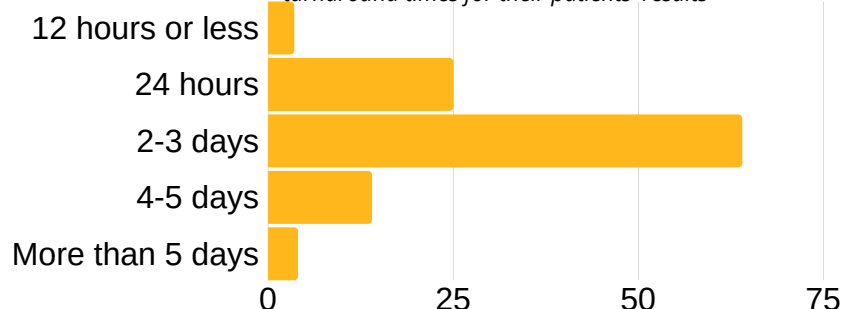
65%

of patients tested positive were racial and/or ethnic minorities



Turnaround Time for Test Results

% of health centers that experienced the following turnaround times for their patients' results

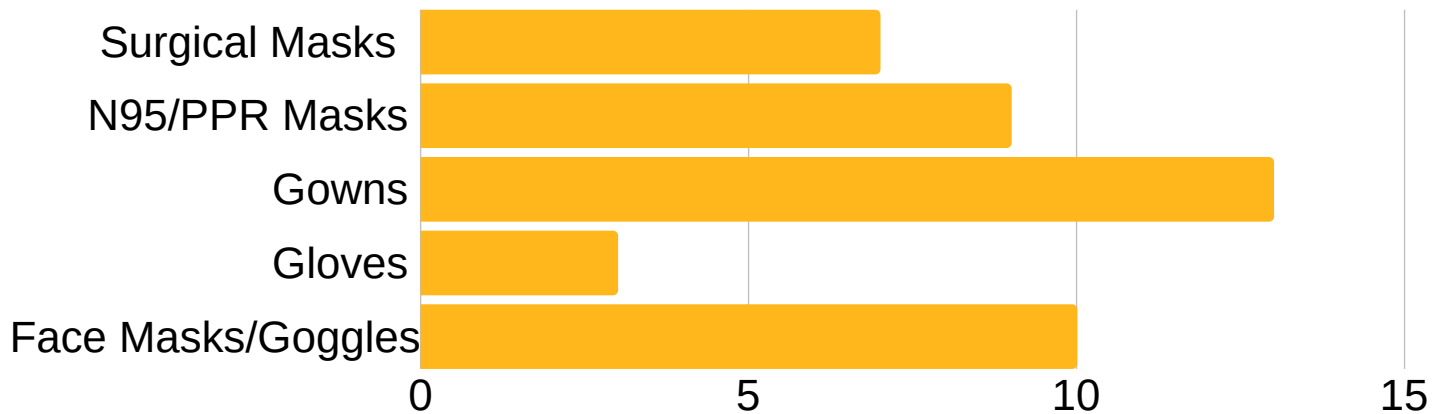


54% of visits last week occurred virtually



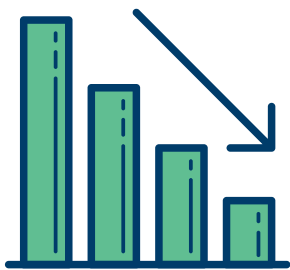
Health Centers' Access to Personal Protective Equipment (PPE) Improving, But Needs Remain

% of health centers that may run out of personal protective equipment (PPE) items after next week



COVID-19 Results in Extreme Challenges to Health Center Operations, Staffing, and Budgets. This Week:

Health center weekly visits are down by about half²



12% of health center staff are unable to report to work due to COVID-19³



1,810 health center sites temporarily closed due to COVID-19



Source and Notes: Data presented in this fact sheet come from the Bureau of Primary Health Care, Health Resources and Services Administration, Health Center COVID-19 Survey collected on May 1, 2020. 70% (966) of federally-funded health centers responded. Survey data are preliminary and do not reflect all health centers. Some duplication of patients tested from week to week may occur. For more information, please visit <https://bphc.hrsa.gov/emergency-response/coronavirus-healthcenter-data>.

1. Total reported refers to the number of respondents since the survey period starting on April 3, 2020.

2. Visits refers to all visits regardless of service type (e.g. medical, dental, behavioral health, etc.), including virtual visits; visits are at 56% of average of weekly visits pre-COVID-19.

3. Due to staff exposure, school closure, site/service closure, and other reasons.

For more information, email research@nachc.org or visit www.nachc.org/coronavirus.